

COVID-19 - Aggiornamento alla Settimana 38 (14/09/2020 - 20/09/2020)

Incremento settimanale							% Casi attivi/M ax	% Casi Totali/ Popol.	% Decessi/ Popol.	% Totale attualmente positivi / Popol.	% Nuovi casi / Tamponi
POSITIVI AL nCoV				DIMESSI / GUARITI	DECEDUTI	NUOVI Casi					
Ricoverati con sintomi	Terapia intensiva	Isolamento domiciliare	Casi attivi								

VALLE d'AOSTA	Settimana 38	1	0	14	15	4	0	19	91,6%	1,01%	0,115%	0,040%	1,72%
PIEMONTE	Settimana 38	42	-1	188	229	356	1	586	85,2%	0,78%	0,095%	0,053%	1,94%
MARCHE	Settimana 38	7	0	115	122	62	0	184	82,8%	0,50%	0,064%	0,042%	1,98%
LOMBARDIA	Settimana 38	12	10	196	218	1.178	23	1.419	75,9%	1,04%	0,168%	0,090%	1,18%
P.A. Trento	Settimana 38	4	0	111	115	118	0	233	73,5%	1,07%	0,076%	0,104%	2,07%
P.A. Bolzano	Settimana 38	7	2	117	126	47	0	173	73,5%	0,64%	0,057%	0,082%	1,72%
VENETO	Settimana 38	29	-4	101	126	827	20	973	71,4%	0,53%	0,044%	0,063%	1,22%
ABRUZZO	Settimana 38	7	2	91	100	20	2	122	67,8%	0,31%	0,036%	0,051%	1,95%
EMILIA-ROMAGNA	Settimana 38	13	2	575	590	239	7	836	67,2%	0,77%	0,100%	0,102%	1,41%
LIGURIA	Settimana 38	21	4	293	318	310	12	640	59,4%	0,80%	0,102%	0,093%	3,61%
TOSCANA	Settimana 38	6	6	485	497	198	3	698	55,4%	0,37%	0,031%	0,079%	1,49%
MOLISE	Settimana 38	1	0	10	11	11	0	22	55,0%	0,19%	0,007%	0,033%	1,07%
FRIULI VENEZIA GIULIA	Settimana 38	-4	2	99	97	122	1	220	52,0%	0,36%	0,029%	0,056%	1,09%
UMBRIA	Settimana 38	10	0	37	47	101	2	150	47,7%	0,25%	0,009%	0,055%	1,35%
CALABRIA	Settimana 38	1	1	64	66	51	0	117	45,6%	0,09%	0,005%	0,023%	1,10%
BASILICATA	Settimana 38	1	0	9	10	14	0	24	40,9%	0,11%	0,005%	0,029%	0,78%
PUGLIA	Settimana 38	4	2	444	450	86	9	545	28,0%	0,17%	0,014%	0,052%	2,15%
SICILIA	Settimana 38	74	-4	453	523	192	6	721	0,2%	0,12%	0,006%	0,046%	2,28%
LAZIO	Settimana 38	-2	6	930	934	282	5	1.221	0,0%	0,24%	0,015%	0,096%	1,91%
CAMPANIA	Settimana 38	73	3	658	734	396	5	1.135	0,0%	0,18%	0,008%	0,080%	2,71%
SARDEGNA	Settimana 38	16	4	241	261	103	1	365	0,0%	0,20%	0,009%	0,101%	2,96%

ITALIA	Settimana 38	323	35	5.231	5.589	4.717	97	10.403	59,3%	0,49%	0,059%	0,073%	1,69%
--------	--------------	-----	----	-------	-------	-------	----	--------	-------	-------	--------	--------	-------

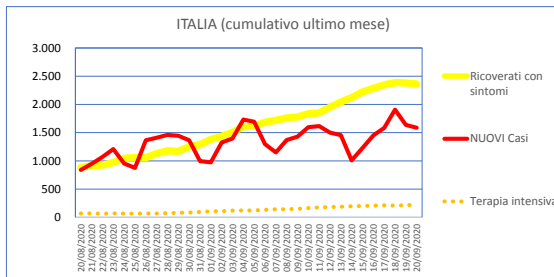
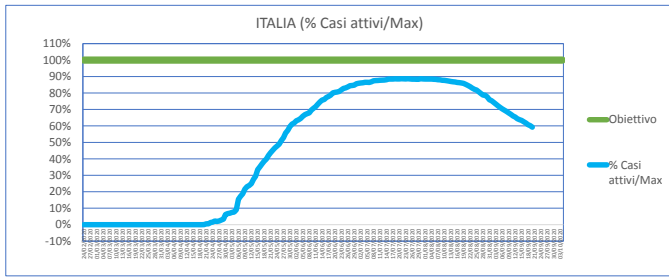
somma

323	35	5.231	5.589	4.717	97	10.403
VERO	VERO	VERO	VERO	VERO	VERO	VERO

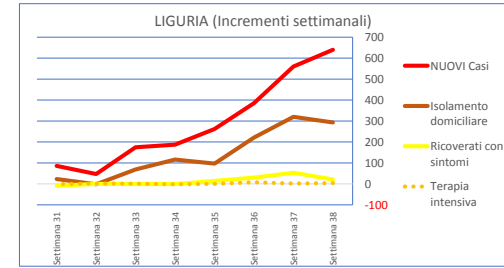
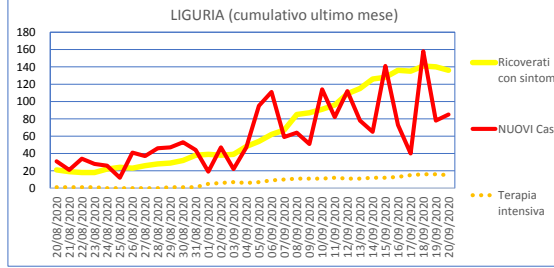
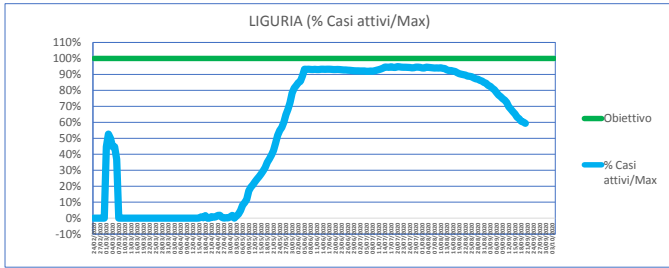
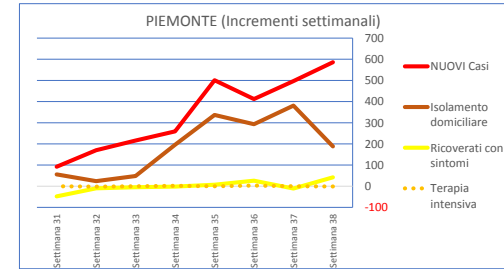
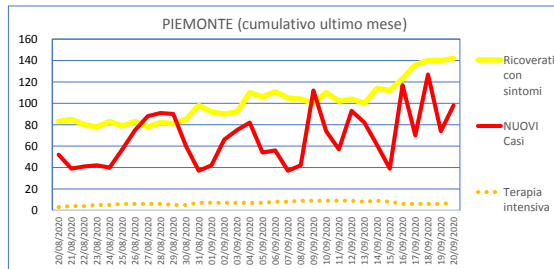
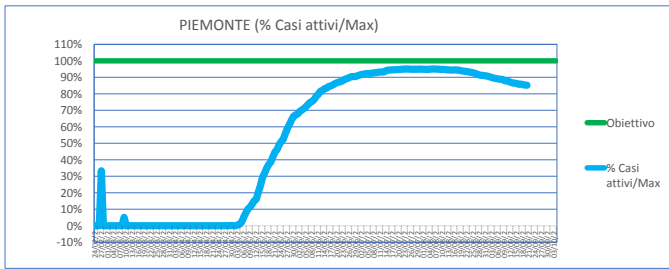
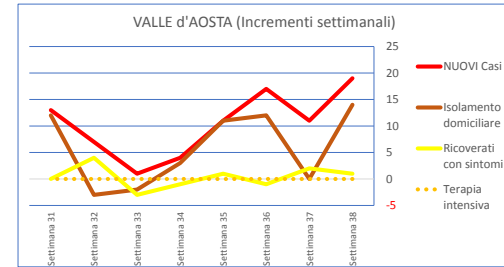
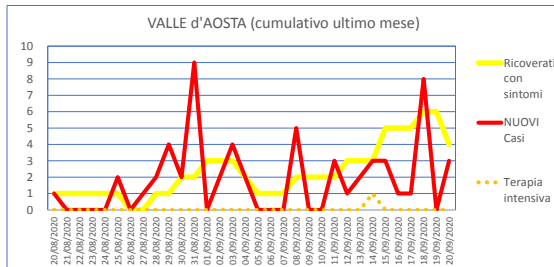
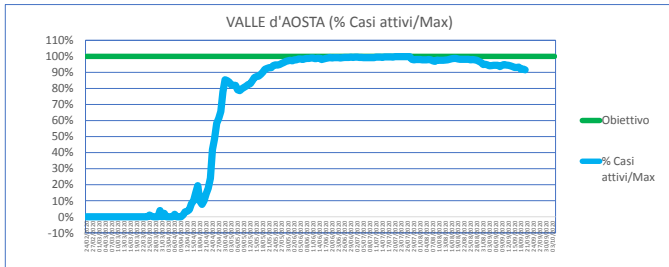
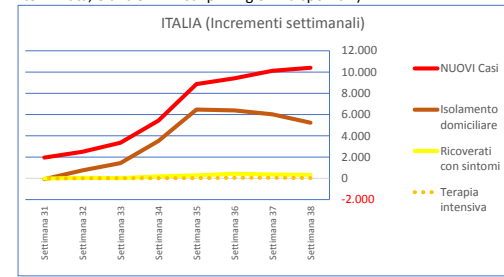
Incremento settimanale							% Casi attivi/M ax	% Casi Totali/ Popol.	% Decessi/ Popol.	% Totale attualmente positivi / Popol.	% Nuovi casi / Tamponi
POSITIVI AL nCoV				DIMESSI / GUARITI	DECEDUTI	NUOVI Casi					
Ricoverati con sintomi	Terapia intensiva	Isolamento domiciliare	Casi attivi								

pagina vuota

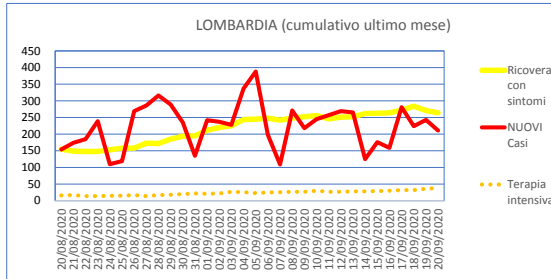
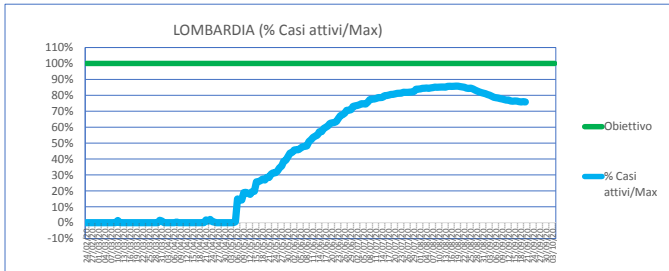
Attenzione: le SCALE VERTICALI di ogni Regione non sono uguali !!



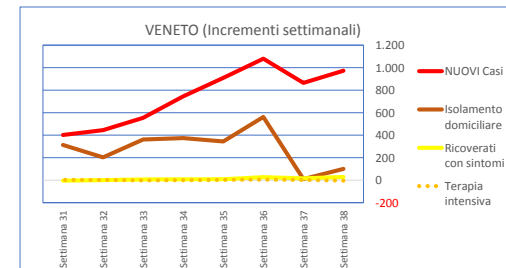
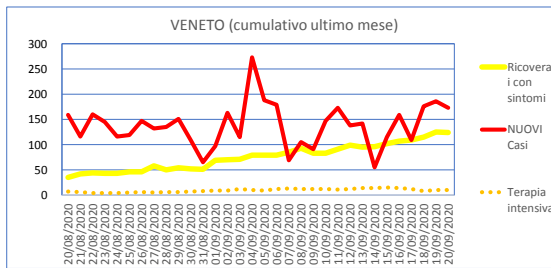
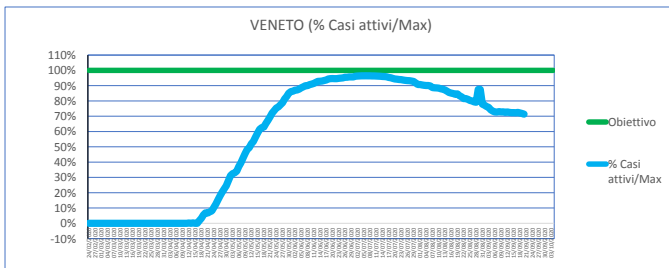
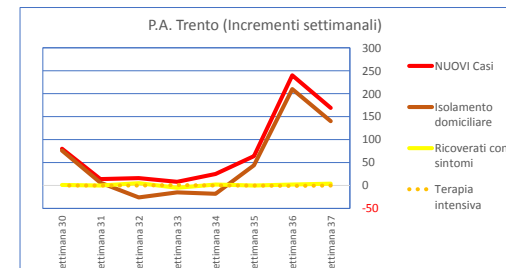
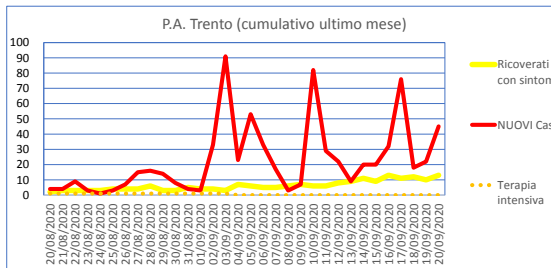
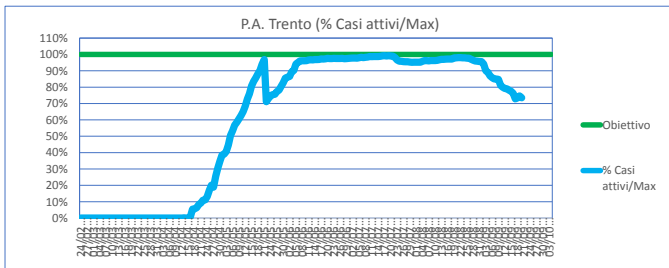
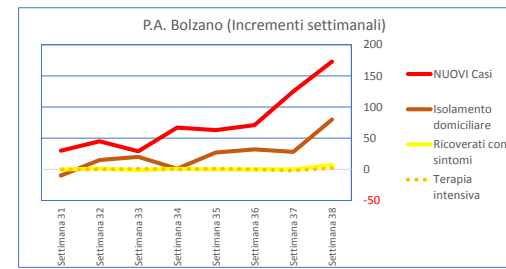
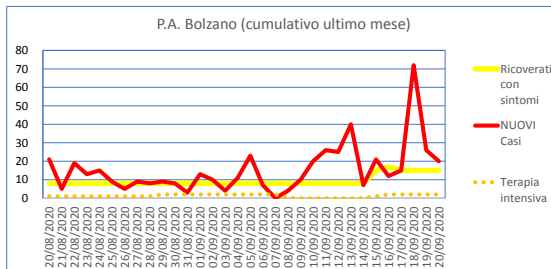
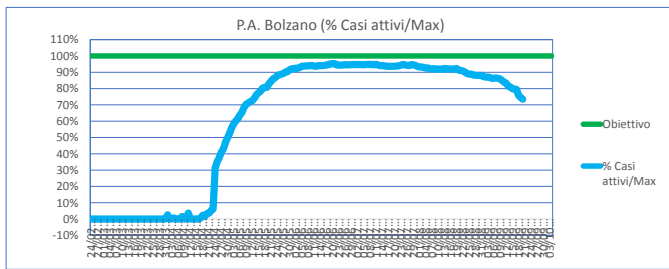
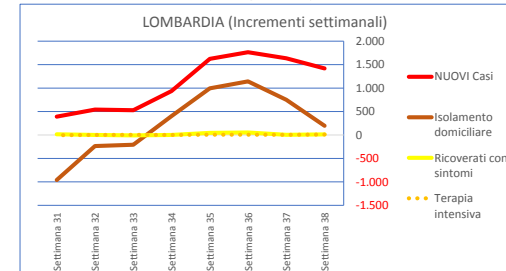
Incrementi/decrementi settimanali: per la più recente, se non è terminata, è una STIMA sui primi giorni disponibili



Attenzione: le SCALE VERTICALI di ogni Regione non sono uguali !!

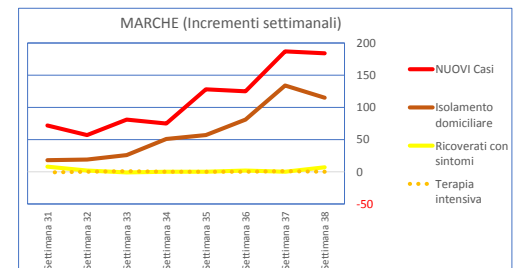
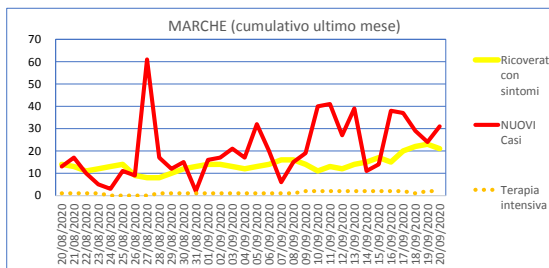
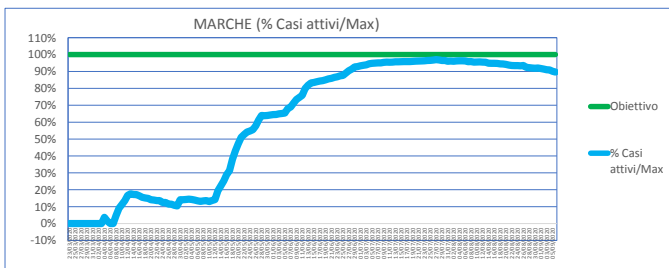
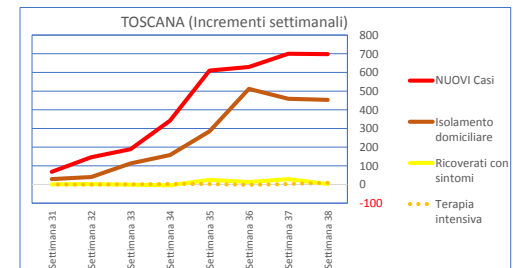
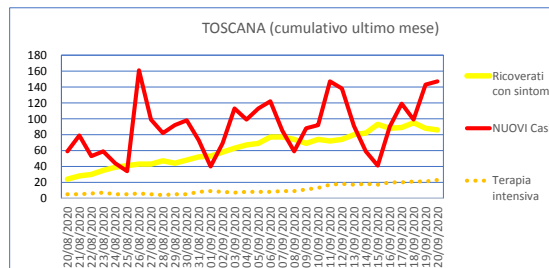
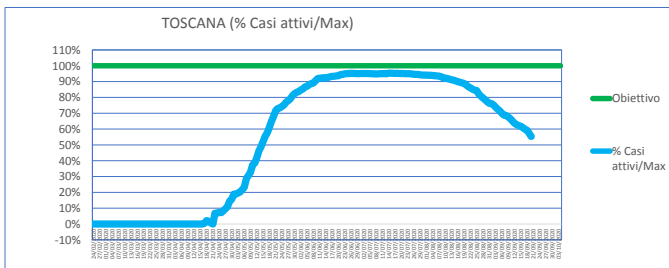
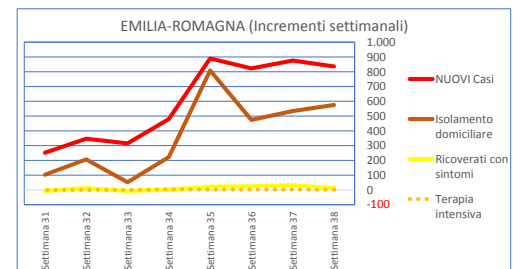
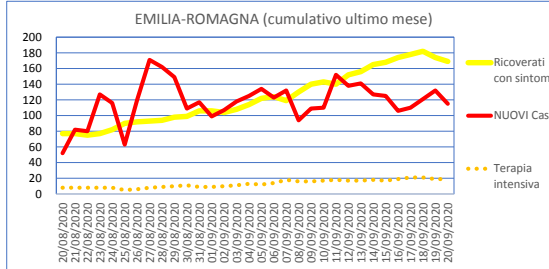
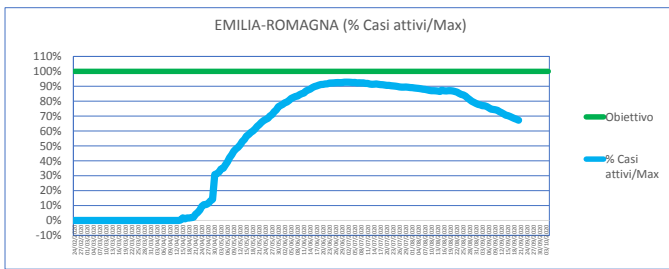
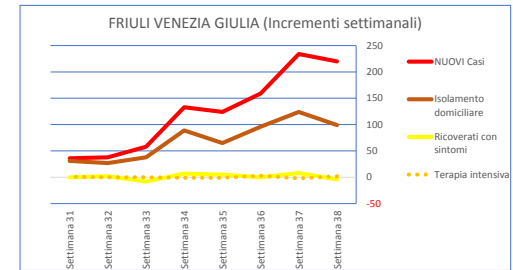
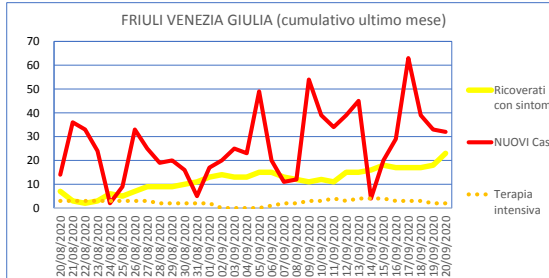
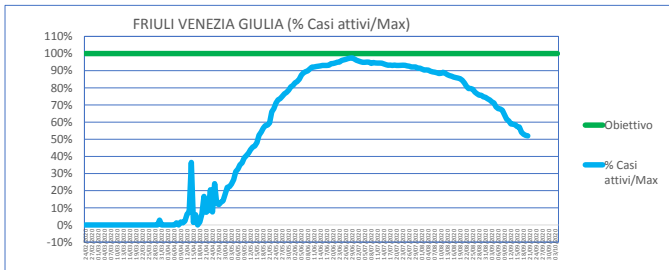


Incrementi/decrementi settimanali: per la più recente, se non è terminata, è una STIMA sui primi giorni disponibili)



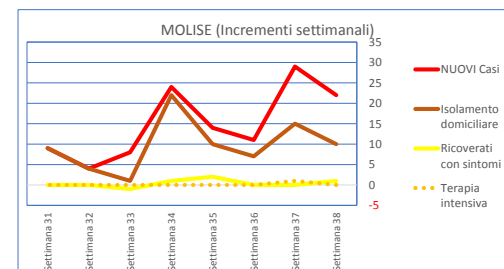
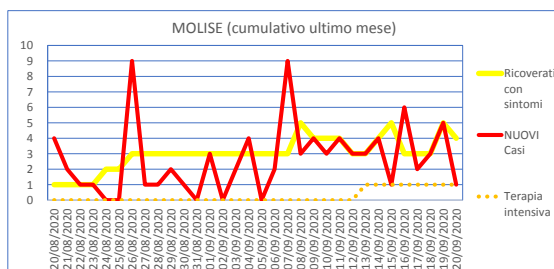
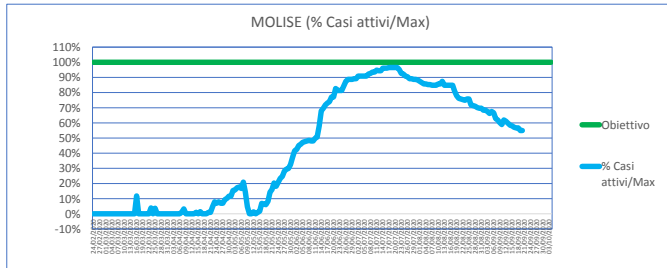
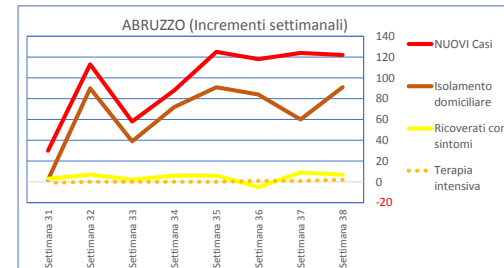
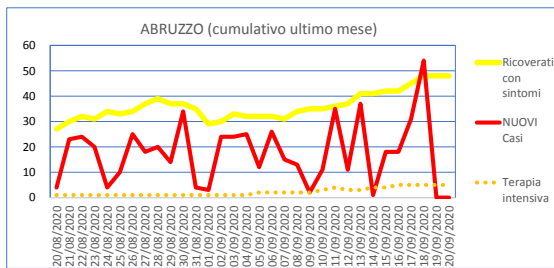
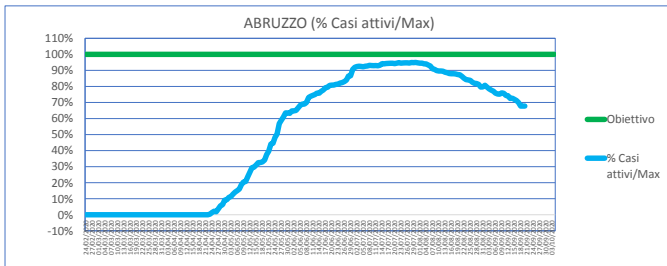
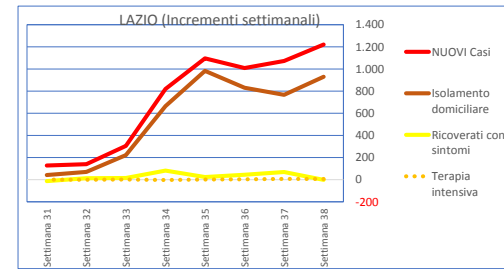
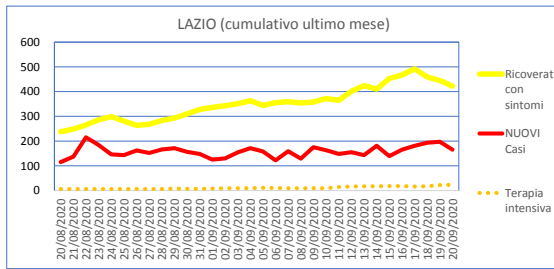
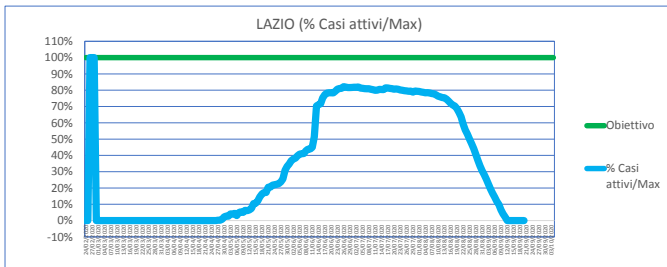
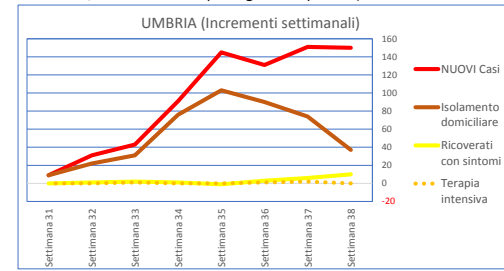
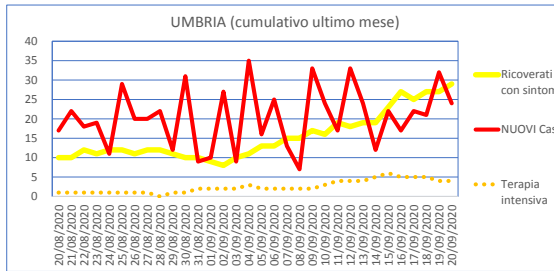
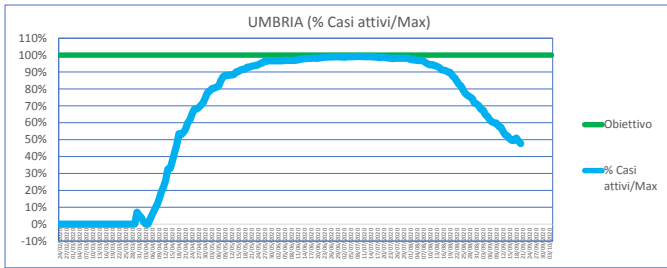
Attenzione: le SCALE VERTICALI di ogni Regione non sono uguali !!

Incrementi/decrementi settimanali: per la più recente, se non è terminata, è una STIMA sui primi giorni disponibili



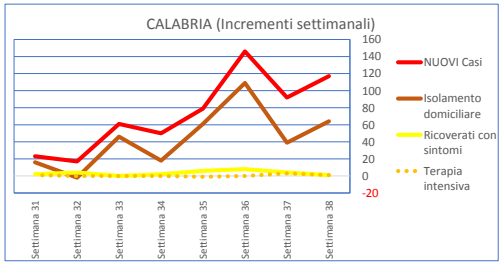
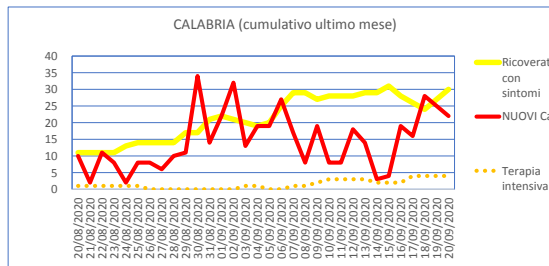
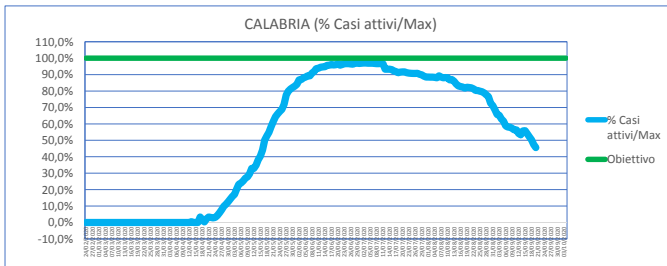
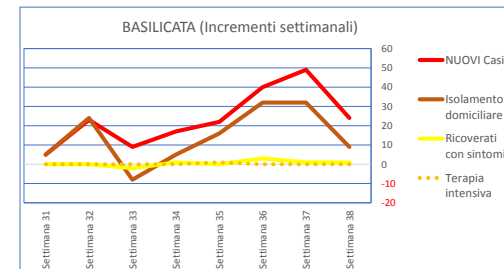
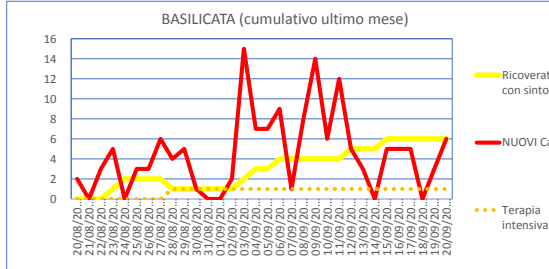
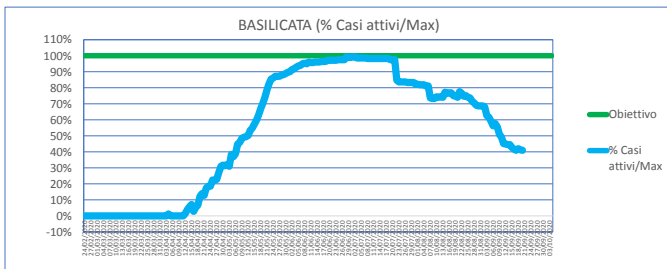
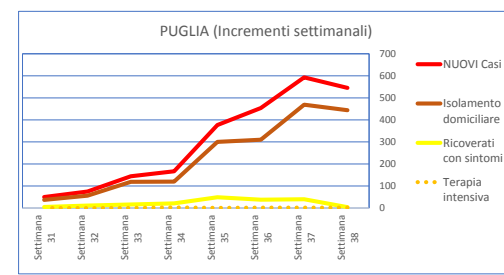
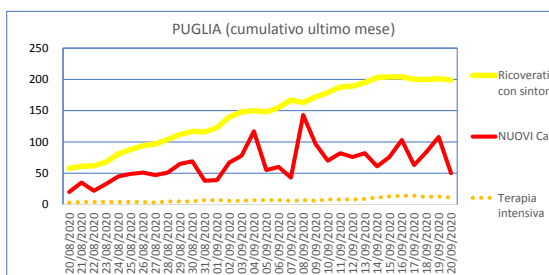
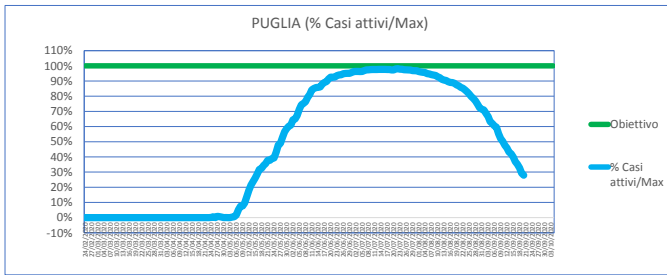
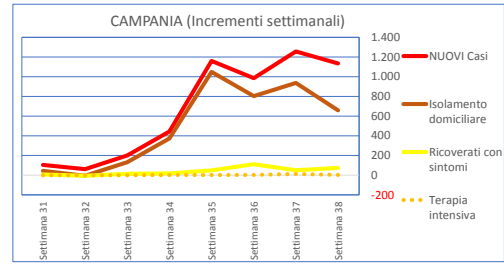
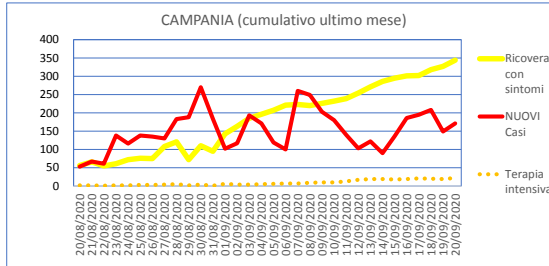
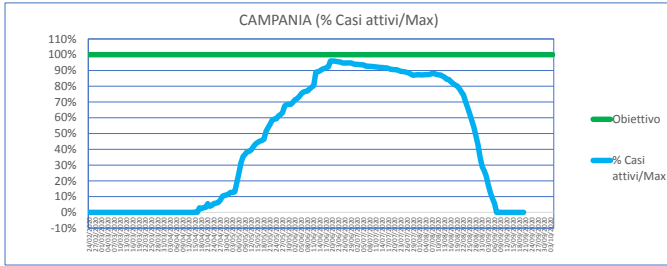
Attenzione: le SCALE VERTICALI di ogni Regione non sono uguali !!

Incrementi/decrementi settimanali: per la più recente, se non è terminata, è una STIMA sui primi giorni disponibili)



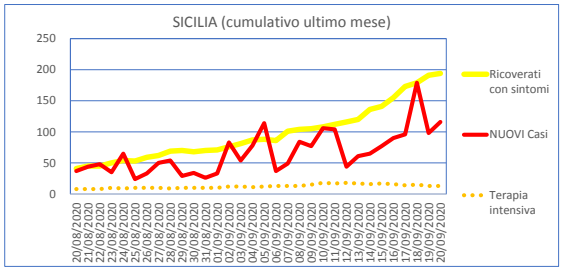
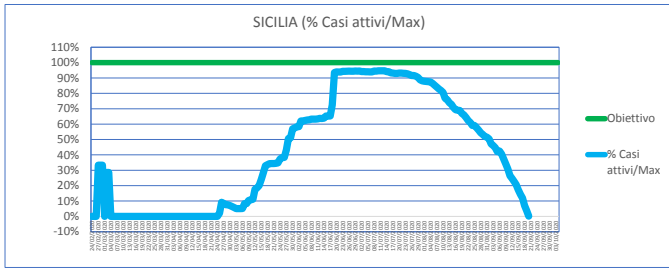
Attenzione: le SCALE VERTICALI di ogni Regione non sono uguali !!

Incrementi/decrementi settimanali: per la più recente, se non è terminata, è una STIMA sui primi giorni disponibili)



# COVID-19 - Aggiornamento alla Settimana 38 (14/09/2020 - 20/09/2020)

Attenzione: le SCALE VERTICALI di ogni Regione non sono uguali !!



Incrementi/decrementi settimanali: per la più recente, se non è terminata, è una STIMA sui primi giorni disponibili)

